

DECEMBER YOTA MONTH 2023



YOUNGSTERS ON THE AIR





Hello everyone,

December YOTA Month 2023 is about to start soon!

First of all, we would like to thank you all for taking part in this special event. Without you, there would be no "December YOTA Month" and fewer ham radio activities for young people. We should not forget that youth is our future.

Please give this bulletin your complete attention as you will find all relevant information you'll need.

Let's spread the word, but above all: have fun!

1 Rules

Applicants must ensure that the callsign is primarily used to get Youngsters on the air!

Youngsters are defined by IARU R1 as 'under-26', this means a callsign should be used by a young person or used to show the amateur radio hobby to young people.

1. Have a callsign with YOTA in the suffix. For example: PA6YOTA
2. Maximum of 2 callsigns per country. We are willing to make an exception if, for example, your country has several prefix districts. Feel free to contact us with your request
3. Applicants must ensure that the callsign is used primarily to get Youngsters On The Air (Youngsters are defined by IARU R1 as 'under-26')
4. We kindly ask you to upload your log in ADIF format, possibly soon after QRT of operation, but at least within a week if you operate at a remote location with limited access to the internet. All QSOs must be uploaded to our system as an ADIF file before January 10th.
5. All QSOs must be made in December 2023, see [When](#).
6. This is not a competition; we are trying to spread the word! Talk to people about our goals, do not only hand out quick 59(9) reports. Pile ups are always fun, although when you have the opportunity to talk about YOTA, you should spread the word.
7. Use the same YOTA callsign which was used in your country in the previous year(s) if your regulations allow.
8. Your QRZ.com page must be updated according to our [guidelines](#) for a general look of the event. We cannot count your QSOs into award points if you don't update your page.



9. You must agree to use our central QSL service. We do not accept your application if you make your own QSL cards. You can support us with a donation for QSL costs if you like.

2 When

December YOTA Month takes place from 1 December 2023 00:00 UTC till 31 December 2023 23:59 UTC. All QSOs must be made in December 2023.

3 Log System

You have registered your call sign on the YOTA website. This means that an account was already created for your YOTA station. When our website is ready for this edition of the December YOTA Month we will activate your accounts. By doing this, you will receive an email to the address that you provided on the registration form. This mail will contain a username (your YOTA callsign) and password. These are your credentials to access the log-system. You need them to login and be able to upload your log files.

Please pass these on to your team members! Everybody who makes QSOs with your YOTA callsign should be able to access the log-system.

Below are the most important features of the system and how to use them.

Logging in

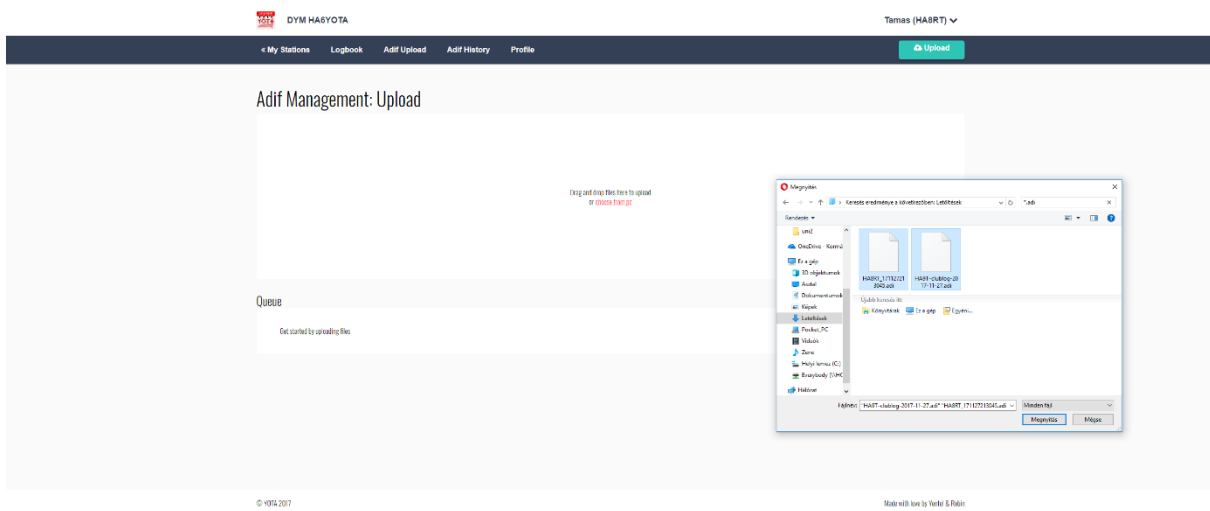
To login, please go to <https://events.ham-yota.com/login> and login using your credentials. After logging in you will be redirected to your stations page. Here you can select your station to navigate to management. You can also go back to the Home page by using the "Home" button in the left upper corner.

The screenshot shows a login form with the following elements: the title "Login" with the subtitle "Let's get started!"; a text input field labeled "Email or Personal callsign" containing the text "HA8RT"; a password input field labeled "Password" with masked characters "*****"; a checkbox labeled "Remember Me" which is checked; and two buttons at the bottom: "Forgot Password" and "Login".

Uploading your log files

After you have clicked on your station's image, the default page which comes up is "Adif Management: Upload". Here you can drag & drop files or simply select one or multiple files by pressing the underlined "choose from pc" label. For now, the system only accepts the ADIF format (.adi and .adif extensions).

NOTE: Only QSOs made in this December YOTA Month edition are accepted, others will be automatically ignored.



All log files that you upload here will be inserted to our database and will be synchronized with Club Log automatically. You can check the progress and feedback of your uploads in the "Queue" screen at the bottom.

You can also look at your previous uploaded files by clicking on "Adif History". The "Logbook" button contains all your successfully uploaded QSOs with a search field where you can easily look up your contacts.

Worked	Name	QTH	Report TX	Report RX	Frequency	Band	Mode	Date	Time	Prefix
	DXCLO		500	500	3.54 MHz	80m	CW	2017-12-05	19:20:44	
	DL139B		500	500	3.54 MHz	80m	CW	2017-12-05	19:20:19	
	G4HFC		500	500	3.54 MHz	80m	CW	2017-12-05	19:19:43	
	DF8DC		500	500	3.54 MHz	80m	CW	2017-12-05	19:19:29	
	IS4AF		500	500	3.54 MHz	80m	CW	2017-12-05	19:19:50	
	ON7ON		500	500	3.54 MHz	80m	CW	2017-12-05	19:17:21	
	OK7D		500	500	3.54 MHz	80m	CW	2017-12-05	19:16:36	
	US5LB		500	500	3.54 MHz	80m	CW	2017-12-05	19:16:02	
	ON6VS		500	500	3.54 MHz	80m	CW	2017-12-05	19:15:38	
	RN4HA		500	500	3.54 MHz	80m	CW	2017-12-05	19:15:15	
	RNCR		500	500	3.54 MHz	80m	CW	2017-12-05	19:14:53	
	SA2CS		500	500	3.54 MHz	80m	CW	2017-12-05	19:14:41	
	SA2KI		500	500	3.54 MHz	80m	CW	2017-12-05	19:14:29	
	808H		500	500	3.54 MHz	80m	CW	2017-12-05	19:14:12	
	FK3GRM		500	500	3.54 MHz	80m	CW	2017-12-05	19:13:59	
	DL10US		500	500	3.54 MHz	80m	CW	2017-12-05	19:13:17	
	R60		500	500	3.54 MHz	80m	CW	2017-12-05	19:13:01	
	R90X		500	500	3.54 MHz	80m	CW	2017-12-05	19:12:18	
	ES4RM		500	500	3.54 MHz	80m	CW	2017-12-05	19:11:49	
	DN6T		500	500	3.54 MHz	80m	CW	2017-12-05	19:11:04	
	FP9NH		500	500	3.54 MHz	80m	CW	2017-12-05	19:10:21	



Profile

On your account page you can edit some of your details, for example your station information (when you will be active etc...) and your station picture. All information is shown on the main YOTA website (<https://events.ham-yota.com>) and your QRZ.com page!

To edit your account details, please click on "Profile" in the menu.

The screenshot shows the 'Profile' page for station DYM H4BYOTA. The page has a dark blue header with navigation links: 'My Stations', 'Logbook', 'Add Upload', 'Add History', and 'Profile'. A 'Save' button is visible in the top right corner of the header. The main content area is titled 'Profile' and includes a sub-header 'EDIT: H4BYOTA'. There are two main input fields: 'Station Information (minimum 200 characters)' and 'Station Picture'. The 'Station Information' field contains a text area with a placeholder and a 'Choose File' button. The 'Station Picture' field contains a 'Choose File' button. A 'Save' button is located at the bottom right of the form area.

To upload or edit an existing station picture click the "Choose File" button just below your station description. Select the file and click the "Update Profile" button.

4 QRZ.COM

An automatic page-managing system has been coded by our IT team. All pages are uniform to be able to create the same design and assignability to the event. This system allows us to change all pages at the same time instead of having to change every single page at once. This design has all information, links to our website and other important information integrated. If you have any problems with the implementation of your QRZ page, please contact december@ham-yota.com for further assistance.

Important: you have to update your QRZ.com page according to these guidelines, if you want to participate in our award program. (As Rule 8 says).

Below is a guide of what to do to your QRZ.com page once your callsign has been approved and activated on the events.ham-yota.com page by our team. The same guide is also listed once you have logged into your account on the DYM website.

Updating the basic callsign data

Go to "Update basic callsign data" on the edit page of your YOTA callsign in QRZ.com and make sure that the following information are set:

First Name + Initial: Youngsters On

Last Name: The Air

Address Line 1: The <Nation> YOTA Crew (insert your country)

Address Line 2: Yes, there is Youth in Ham Radio!

Country: (select country, this field might not be saved for new pages due to an error in QRZ)

CQ Zone: <your CQ zone>

ITU Zone: <your ITU zone>










QSL Info: ONLY OQRS via Club Log - No need to send us your QSL card

Public email: <your email address>

Callsign Update Manager

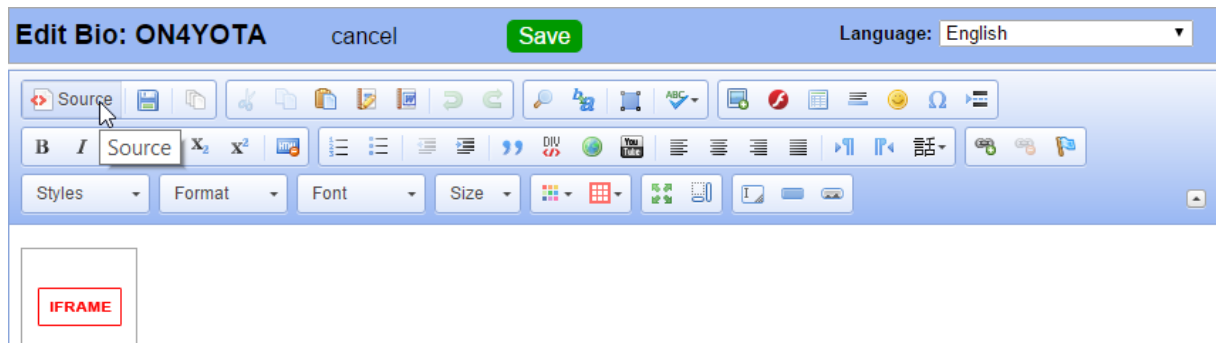
No change were made.

Please choose an action for: **ON4YOTA**

-  Update the basic **callsign data** (name, address, email, etc.)
-  Add or edit your **biography** text, fonts, etc.
-  Add or edit your **pictures** and QSL images
-  Map, Grid Square, and **coordinate** settings
-  Expert options including **CSS styles**
-  Add a special callsign such as ON4YOTA/**MM**, ON4YOTA/**P34**, etc.
-  **Help!** How do I...?
-  Frequently asked questions - **FAQ**
-  **Done.** Return to the **ON4YOTA** listing...

Adding the script to your biography.

Please go to "Add or edit your Biography" on the edit page of your YOTA callsign and click the "Source" button in the top-left corner.

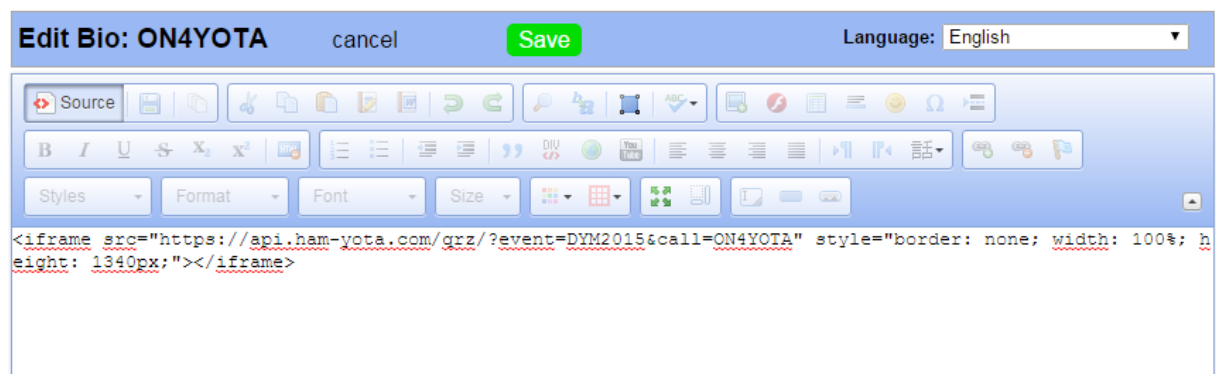


You will then see the code of your current biography page. Delete everything and paste the code below instead. (Don't forget to adjust the callsign in the code to YOUR YOTA CALLSIGN!)

```
<p><iframe
src="https://events.ham-yota.com/api/grz/December%20YOTA%20Month%2023
/HA6YOTA" style="border: none; width: 100%; height:
1750px;"></iframe></p>
```

After pasting the code above and changing the callsign to your YOTA callsign you can press the "Source" button again. You should now see a red box with the text "IFRAME".

Click "Save".





Profile Picture

Upload a QRZ Profile Picture to your page with some youngsters operating the station. Please make sure that everyone in the photograph, and the parents in the case of a minor, have given their permission to publish it.

Page Control

Some pages might be managed by our team. If you want control back of your YOTA QRZ page, please contact us at december@ham-yota.com so the page can be transferred back to your QRZ account. (Make sure your managed callsign limit is high enough).

Done!

That's it! Your QRZ page is now up to date and ready to be used for the December YOTA Month! If you have any problems with updating your page or implementing the changes, feel free to contact us by email (december@ham-yota.com).

5 Bands and modes

Every band / mode is allowed. This is not a contest but a shout to the world of amateur radio. Try to get as many different youngsters on air during this month as you can. In many countries youngsters without a licence can go on air as a second operator.

6 DYM Contest

We encourage every YOTA station participating in the DYM event to be on the air during the third round of YOTA Contest on 30th December 2023 from 1200 - 2359 UTC. More info available at: <https://www.ham-yota.com/contest/>

7 QSL Policy

There is one uniform card that will be sent via bureau/direct by Team YOTA. The reverse side content holds information about YOTA and a label with QSO-details with correct call sign. QSL Instructions are available at: <https://events.ham-yota.com/qs1>

Cards are provided by the IARU R1 Youth Working Group. If your society is willing to help us please donate to our official PayPal account (<http://ham-yota.com/donate>) or contact us personally. The donations go to printing QSL cards.

Other digital QSL services like LotW or eQSL etc. are not taken care of by the DYM Team and thus can be done by the national YOTA Teams themselves. If you



intend to do so, please let us know at december@ham-yota.com so we can forward the information directly to potential emails coming in referring to the DYM event.

DO NOT MAKE YOUR OWN QSL CARDS!

A big thank you to Vilma OH2VT and the whole YOTA PR Team for preparing the current version of our QSL card.

8 How you should make QSOs

To avoid uncomfortable situations (e.g. people shouting their callsigns, calling in the middle of a QSO, etc.) we would like to encourage you to follow some simple rules, so stations calling have no other option than to follow you. Many times, you hear people saying that it's the novice or new hams who misbehave on this, well, let's show that we all know exactly how it's done properly! Therefore, we try to encourage you to follow the [DX CODE OF CONDUCT](#).

Let's agree to use this rule: Only full callsigns. You will be amazed how discipline suddenly kicks in... Of course, it's better to use all rules of 'The Code', we would love to hear every YOTA callsign use this discipline and show that youngsters have the best behaviour on the bands.

9 Pictures & articles

We would like to receive pictures and articles (soapbox) of your activity. We will publish them on ham-yota.com/gallery/. You can send it to december@ham-yota.com.

10 Social Media

Use #hamyota and #DYM23 on your social media posts and tag us! We will repost all the best posts.

Discord: discord.com/invite/ZGB9xFeRGD

Facebook group: facebook.com/groups/youngstersontheair

Facebook page: facebook.com/hamyota

Twitter page: twitter.com/hamyota

Instagram: instagram.com/hamyota_official

Tiktok: tiktok.com/@hamyota



FAQ – Frequently Asked Questions

To provide an answer on the most important questions, we've made a short FAQ list.

Callsign Usage

10.1.1 Can I use my YOTA Callsign in a contest?

Of course! Enjoy DYM as much as you can and use your callsign to learn about new activities in the hobby. Have fun!

In fact, on December 30th the third round of the YOTA Contest takes place, so come and join us! Even if you have never participated in a contest or if you are the best one contesting, get ready to fill the bands with youngsters!

10.1.2 How should I use my YOTA callsign?

December YOTA Month is intended to get more youngsters on air, to give them some experience in operating a station, etc... If possible and legally allowed in your country, try to let some unlicensed youngsters make their first QSO or contact licensed but less active youngsters in your district to become more active. Give them the possibility to use the YOTA callsign.

A QSO can be of any length but we aim to spread the word and get more youngsters on air. Let them tell you something about themselves, who they are and how old they are... Not a simple "59 thank you and 73". Do not get us wrong, you can enjoy pile-ups as much as you like, but don't give out "59 73's" when you would be calling CQ for the next 10 minutes without anybody replying.

10.1.3 Can I use my YOTA Callsign outside December?

We prefer that you only use your callsign in December or during the YOTA summer or subregional event (if you are the host). The simple reason for this is that the QSL management will become a mess. However, we cannot forbid you to use the callsign outside December. If you do this, we ask you to provide us with your logs so the QSLs can be handled by the IARU R1 Youth Working Group.

This is an unwritten rule since the beginning of the YOTA program in 2011. We can't forbid you to use the callsign outside of IARU-sanctioned events but these YOTA callsigns shall only be used there.



Adif Manager

10.1.4 Where do I upload my log files?

Please go to the "Adif Upload" page where you can upload one or multiple .adif files.

10.1.5 When do I upload my log files?

Please try to upload your log files at least every two days.

If you want to upload all logs on behalf of your country you can, but we find that this tends to cause delays. Instead we suggest that everyone who operates the callsign in your country has access to the log upload page. Then one person from your team should be nominated to check that all logs are uploaded on time and chase up those which are late.

10.1.6 Do you only support ADIF files? (.adif)

Indeed, Cabrillo files are difficult to convert and upload to our database since the Cabrillo format isn't as strict as the ADIF format.

We *might* support this in the future if there is a big demand for this. Please let us know!

10.1.7 What do the different QSO types mean?

When you look at the "Adif Manager" page, you may see strange names like New, Updated and Ignored QSOs. This is a little reminder to the system on what to sync to Club Log and what not.

New QSOs are those that are new in the database. The first time you upload a log file, all QSOs will be 'new'.

Updated QSOs are QSOs that have the same date, time and callsign. Those are edited with the newly supplied data.

Ignored QSOs are those that were made outside of the December YOTA Month.

QSL Cards

10.1.8 What about QSL Requests?

The organization of the December YOTA Month takes care of all YOTA related QSL cards. Please refer to Clublog's OQRS system for all QSL handling in IARU-sanctioned events regarding YOTA. This info is also provided on the QRZ page template. We only accept OQRS by Clublog to handle the QSL requests. All logs uploaded here are automatically synchronized with the Clublog database. (Much kudos to the Club Log team for letting us do this!).

10.1.9 Do we have to pay for our QSL cards?

All cards are paid for by IARU R1 Youth Working Group and other sponsors of the December YOTA Month. We have a uniform QSL template that is used for all stations. Please do not print your own cards! If you have sponsors who need to be on those cards, please get in contact with our team at december@ham-yota.com so we can talk about the topic in detail. If you want to help us with the QSL costs, feel free to do so, more info about that can be found on our [donation](#) page.

10.1.10 eQSL and LOTW

Other digital QSL services like LotW or eQSL etc. are not taken care of by the DYM Team and thus can be done by the national YOTA Teams themselves. If you intend to do so, please let us know at december@ham-yota.com so we can forward the information directly to potential emails coming in referring to the DYM event.

11 Funding

We are always looking for more fund-raisers who would like to support this activity. With this funding we will cover the expenses made for QSL printing and wooden plaques. Please contact us at december@ham-yota.com if you are interested.



12 Awards

- For YOTA stations: update your QRZ.com page according to the [guidelines](#).
- Awards can be requested by licensed amateur radio operators and shortwave listeners.
- SWLs must submit 2-way communication details. Details of communication required: callsign, worked station, date and time (UTC), band and mode. This requirement also applies to enquiries towards organizers regarding your missing QSOs from the database.
- Awards are free, they will be electronically distributed.
- Awards can be achieved by fulfilling the requirements of award levels.
- Scores are calculated based on your QSOs with YOTA special event stations, following these rules.
- Only QSOs made between 1 December 2023 00:00 UTC and 31 December 2023 23:59 UTC can be used to apply for the awards.
- All bands and all modes are valid.
- Equation for calculation of your scores is simple: 'Number of points' = ('Worked stations' * 2) + 'Worked band slots'. This also means, you get 3 points (+1 'station' * 2 + 1 'bandslot') for the first QSO with a station, and 1 point for every other band slot with this specific station.
- Band slots are combinations of all amateur radio bands and CW, Phone and DIGI modes. Contacts made using the Morse Code count as CW, any mode using transmission of speech (LSB, USB, FM, AM etc) counts as Phone, and all other modes combined count as DIGI.
- For example, if you work 5 stations, DA0YOTA on 80 CW, 40 CW, HA6YOTA on 80 SSB, 80 CW, ON4YOTA on 40 SSB, PA6YOTA on 40DIGI and II5YOTA on 40 SSB, you have 5 'stations' * 2 + 7 'bandslots' = 17 points and you are entitled to a Bronze award.

Different awards:

- Bronze: 15 points
- Silver: 35 points
- Gold: 65 points
- Platinum: 105 points

Disclaimer: These award rules might change if new stations register for the December YOTA Month. Check the website for the latest rules.



Requesting your award:

Award manager: Mario Lerma – EA1JAY

You can download your award once all stations need to upload their log to our database. All you need to do is visit the link below and enter your callsign. You will see a list of all awards. The ones you've achieved will be marked green.

Award Request Link: <https://events.ham-yota.com/awards>

13 Any questions left? Contact our Team at

General

Mario Lerma - EA1JAY: december@ham-yota.com

Award

Mario Lerma - EA1JAY: award@ham-yota.com

QSL

Team YOTA: qsl@ham-yota.com